LeKe Piping

PRODUCT CATALOG · 2027

CANGZHOU LEKE PIPING CO., LTD. · INDUSTRIAL PIPING COMPONENTS

Flanges & Pipe Fittings

Manufacturing · Steel Pipe Supply

Direct manufacturer of industrial pipe flanges, butt weld fittings, and forged fittings in China—paired with consolidated carbon, stainless, and alloy steel pipe supply for EPC contractors, distributors, and industrial projects worldwide.

ASME B16.5 / B16.9 / B16.11 | EN | DIN | GOST | API 5L | EN 10204 3.1 MTC



2012	10,000 t	20,000 m²
Established in Cangzhou, China	Annual Production Capacity	Factory Site Area

www.lkpiping.com · info@lkpiping.com

WhatsApp: +86 139 0327 9556

01 · ABOUT LEKE PIPING

Flange & Pipe Fitting Manufacturing · Steel Pipe Supply

Founded in 2012 in Yanshan County, Cangzhou, China, Cangzhou Leke Piping Co., Ltd. manufactures industrial flanges, butt weld fittings, and forged fittings in-house, while consolidating matching steel pipe from audited mills—giving buyers one accountable partner for complete piping packages.

IN-HOUSE MANUFACTURING

Flanges & Pipe Fittings

Pipe flanges, butt weld elbows, tees, reducers, caps, and forged socket-weld / threaded fittings manufactured to ASME, EN, DIN, GOST, BS, and JIS standards, plus custom drawings.

INTEGRATED SUPPLY

Matched Steel Pipe

Seamless and welded carbon, stainless, and alloy steel pipe (API 5L, ASTM A106, A312, A335, EN/DIN) sourced from audited mills to match your flange and fitting schedule in one shipment.

In-House Production & Quality Workflow

STEP 01
Material Prep
Certified billet cutting & heat-number logging

STEP 02
Forming
Forging, hot mandrel pushing & cold forming

STEP 03
Machining
CNC turning, facing, beveling & bolt drilling

STEP 04
Inspection
Dimensional checks, PMI, NDT & 3.1 MTC

STEP 05
Dispatch
Stenciling, rust protection & export crating

Catalog Contents

Page	Section	Scope Summary
Page 03	Pipe Flanges →	Weld Neck, Slip-On, Blind, Socket Weld, Threaded, Lap Joint, Plate (1/2″–60″)
Page 04	Butt Weld Fittings →	Elbows & Bends, Equal & Reducing Tees, Concentric & Eccentric Reducers, Caps
Page 05	Forged Pipe Fittings →	Socket Weld & Threaded Elbows, Tees, Couplings, Unions, Plugs (Class 2000–9000)
Page 06	Steel Pipe Supply →	API 5L Line Pipe, Carbon (A106/A53/A333), Stainless (A312/A790), Alloy (A335)
Page 07	Quality & Traceability →	EN 10204 3.1 MTC Sample, PMI / NDT Inspection, Third-Party QA & Export Packing
Page 08	RFQ Guide & Contact →	Fast Quotation Checklist (24-Hour Response) & Direct Factory Contact

Why Procurement Teams Consolidate with LeKe Piping

One technical review · One itemized quotation within 24 hours · Unified EN 10204 3.1 documentation · Separate carbon & stainless export packing · Third-party witness inspection (SGS, BV, TÜV) supported on request.

02 · IN-HOUSE MANUFACTURING

Pipe Flanges

Forged and CNC-machined industrial flanges for high-pressure, high-temperature, and corrosive piping systems. Standard dimensions and custom drawings machined with matched bore-to-pipe wall transitions.

ASME B16.5 | ASME B16.47 | EN | DIN | GOST | BS / JIS



FL-01
Weld Neck (WN) ↗
Tapered hub butt-welded to pipe for high-pressure, thermal-cycling, and critical service.

FL-02
Slip-On (SO) ↗
Slides over pipe end with dual fillet welds; economical and easy to align for low/medium pressure.

FL-03
Blind (BL) ↗
Solid disc flange used to terminate pipeline ends, valves, or vessel openings for pressure testing.

FL-04
Socket Weld (SW) ↗
Counter-bored socket for small-bore, high-pressure piping with smooth internal flow transition.

FL-05
Threaded (TH) ↗
Internal NPT or BSP threads for no-weld assembly in low-pressure or hazardous hot-work zones.

FL-06
Lap Joint & Plate ↗
Backing flange with stub end for frequent disassembly, plus flat plate flanges to EN/DIN/GOST.

Manufacturing Scope & Technical Specifications

Parameter	Standard Manufacturing Range
Nominal Size	1/2″ to 60″ (DN 15 to DN 1500); larger custom diameters machined to drawing
Pressure Rating	Class 150, 300, 600, 900, 1500, 2500 · PN 6, 10, 16, 25, 40, 63, 100, 160
Facing Types	Raised Face (RF), Flat Face (FF), Ring Type Joint (RTJ), Male/Female, Tongue & Groove
Standards	ASME B16.5, ASME B16.47 (Series A & B), MSS SP-44, EN, DIN, GOST, BS, JIS
Carbon Steel	ASTM A105 / A105N, ASTM A350 LF2 (low-temp), A694 F42–F70, S235JR, P250GH
Stainless Steel	ASTM A182 F304 / F304L, F316 / F316L, F321, F347, F51 / F53 (Duplex / Super Duplex)
Alloy Steel	ASTM A182 F5, F9, F11, F22, F91 for elevated temperature & power-plant service
Surface & Marking	Serrated spiral finish (125–250 AARH), anti-rust oil or paint, hard-stamped heat traceability
Inspection & Docs	EN 10204 3.1 MTC, 100% dimensional & visual check, PMI, UT/MT/PT & SGS/BV/TÜV on request

Online Tool: Estimate flange net weight and order totals instantly at **www.lkpiping.com/technical/** (7 dedicated flange weight calculators with 3D previews).

03 · IN-HOUSE MANUFACTURING

Butt Weld Pipe Fittings

Seamless hot-pushed, cold-formed, and welded large-diameter butt weld fittings engineered for continuous strength, smooth flow transitions, and leak-free welded piping networks.

ASME B16.9 | MSS SP-75 | EN | DIN | GOST



BW-01

Pipe Elbows & Bends ↗

45°, 90°, and 180° Long Radius (1.5D) & Short Radius (1D) elbows, plus custom 2D / 3D / 5D induction and hot-pushed pipe bends to drawing.

BW-02

Equal & Reducing Tees ↗

Hydraulic cold-formed and hot-extruded straight tees and branch-reducing tees with controlled wall thickness at crotch and branch zones.

BW-03

Concentric & Eccentric Reducers ↗

Smooth pipe-size transitions for vertical lines (concentric) and flat-bottom/flat-top horizontal pump suction lines (eccentric).

BW-04

Butt Weld Pipe Caps ↗

Ellipsoidal end caps formed for high-integrity pipeline termination and pressure-vessel closures, beveled to match mating pipe wall.

Manufacturing Scope & Technical Specifications

Parameter	Standard Manufacturing Range
Size Range	Seamless: 1/2″ to 24″ (DN 15–DN 600) · Welded: 16″ to 60″ (DN 400–DN 1500)
Wall Thickness	Sch 10S, Sch 20, STD, Sch 40, XS, Sch 80, Sch 120, Sch 160, XXS, or custom mm
End Preparation	Beveled ends per ASME B16.25 (standard) · Plain / compound bevel on request
Standards	ASME B16.9, ASME B16.28, MSS SP-75, EN, DIN, GOST, JIS
Carbon Steel	ASTM A234 WPB / WPC, ASTM A420 WPL6 (low-temp), MSS SP-75 WPHY 42–70
Stainless Steel	ASTM A403 WP304 / WP304L, WP316 / WP316L, WP321, WP347, ASTM A815 Duplex
Alloy Steel	ASTM A234 WP5, WP9, WP11, WP22, WP91
Heat Treatment	Normalizing, solution annealing, or stress relieving per ASTM/ASME specification
NDT & Certification	EN 10204 3.1 MTC, 100% RT/UT on welded seams, PMI, hardness & third-party inspection

Custom Orders: Non-standard bend radii (e.g., 2.1D / 3D / 5D), tapered welded reducers, and special wall thicknesses are manufactured directly to your approval drawings.

04 · IN-HOUSE MANUFACTURING

Forged Pipe Fittings

High-pressure drop-forged and precision-machined socket weld and threaded fittings for small-bore process, instrumentation, steam, and petrochemical piping lines.

ASME B16.11 | MSS SP-97 | MSS SP-83 | BS 3799



FF-01 · SOCKET WELD

Socket Weld Fittings ↗

90° & 45° Elbows, Equal & Reducing Tees, Crosses, Full & Half Couplings, Caps, Unions, and Sockolets. Designed for Class 3000, 6000, and 9000 high-pressure lines where weld integrity is critical.

FF-02 · THREADED

Forged Threaded Fittings ↗

90° & 45° Elbows, Tees, Couplings, Unions, Hex Bushings, Hex / Square / Round Plugs, Nipples, and Threadolets. Precision NPT (ASME B1.20.1) or BSP threads for Class 2000, 3000, and 6000 service.

Manufacturing Scope & Technical Specifications

Parameter	Standard Manufacturing Range
Nominal Size	1/8″ to 4″ (DN 6 to DN 100); custom dimensions machined to drawing
Pressure Class	Socket Weld: Class 3000, 6000, 9000 · Threaded: Class 2000, 3000, 6000
Thread Standards	NPT (ASME B1.20.1), BSPT / BSPP (ISO 7-1 / EN 10226)
Governing Standards	ASME B16.11, MSS SP-79, MSS SP-83, MSS SP-95, MSS SP-97, BS 3799
Carbon Steel	ASTM A105 / A105N, ASTM A350 LF2 (low-temperature service)
Stainless Steel	ASTM A182 F304 / F304L, F316 / F316L, F321, F51 / F53 (Duplex)
Alloy Steel	ASTM A182 F11, F22, F5, F9, F91
Surface Finish	Black phosphate, anti-rust oil, hot-dip galvanized (carbon), or pickled & passivated (stainless)
Inspection & Docs	EN 10204 3.1 MTC, Go/No-Go thread gauge checks, socket depth & bore checks, PMI

Ordering Tip for Forged Fittings

Always specify connection type (Socket Weld vs. Threaded), pressure class, size, material grade, and thread standard (NPT or BSP). For branch outlets (Weldolet / Sockolet / Threadolet), state both run pipe size and branch size plus pipe schedule.

05 · INTEGRATED MILL SUPPLY

Carbon, Stainless & Alloy Steel Pipe

Consolidated seamless and welded steel pipe from audited Chinese mills alongside our manufactured flanges and fittings—matched to the exact grade, schedule, and test documentation of your order.



API 5L | ASTM A106 / A53 | ASTM A312 | ASTM A335 | NACE MR0175

SP-01
API 5L Line Pipe
Seamless, ERW, LSAW, and SSAW line pipe in Gr. B, X42, X52, X60, X65, and X70 (PSL1 & PSL2), including sour-service NACE MR0175 / ISO 15156.

SP-02
Carbon Steel Pipe
ASTM A106 Gr. B/C (high-temp), ASTM A53 Gr. B (general/pressure), and ASTM A333 Gr. 6 (low-temperature) seamless and welded pipes.

SP-03
Stainless & Duplex Pipe
ASTM A312 TP304/304L, TP316/316L, TP321 and ASTM A790 S31803 / S32205 / S32750 seamless and welded corrosion-resistant pipe.

SP-04
Alloy Steel Pipe
ASTM A335 P5, P9, P11, P22, and P91 seamless chrome-moly alloy pipe for power generation, boilers, and refinery heater service.

Supply Scope & Delivery Options

Parameter	Available Supply Range
Manufacturing Types	Seamless (SMLS), ERW, LSAW (DSAW), SSAW (SAWH)
Dimensions	ASME B36.10M / B36.19M · OD 1/2″ to 60″+ · Sch 10S to XXS or custom mm
Length Options	Single Random (SRL ~5.8–6.1 m), Double Random (DRL ~11.8–12.2 m), or Fixed Cut Lengths
End Finish	Plain End (PE), Beveled End (BE per ASME B16.25), Threaded & Coupled (T&C), with caps
Coatings	Black varnish, bare oiled, 3LPE, FBE, epoxy primer, hot-dip galvanized, or pickled (SS)
Documentation	Original mill EN 10204 3.1 MTC traceable to heat numbers, hydrostatic & NDT reports, TPI

Consolidated Shipment Advantage
Carbon and stainless steel items are packed separately to prevent cross-contamination. Bundle strapping, steel bevel protectors, and export container loading plans are coordinated with your flanges and fittings.

06 · QUALITY & INSPECTION

Inspection, Traceability & Export Packing

Every order is backed by full heat-number traceability from raw billet to finished shipment, with project-specific testing and third-party witness inspections built directly into our production schedule.

QA-01
Dimensional & Visual
OD, ID, wall thickness, bolt-circle, facing serration, bevel angle, and ovality verified to ASME/EN/GOST.

QA-02
Material & NDT
Handheld PMI alloy verification, hydrostatic testing, UT, RT, MT, PT, hardness, and impact testing.

QA-03
Third-Party Witness
Independent inspection and release by SGS, Bureau Veritas (BV), TÜV, or your nominated agency.

Sample Mill Test Certificate (EN 10204 3.1)

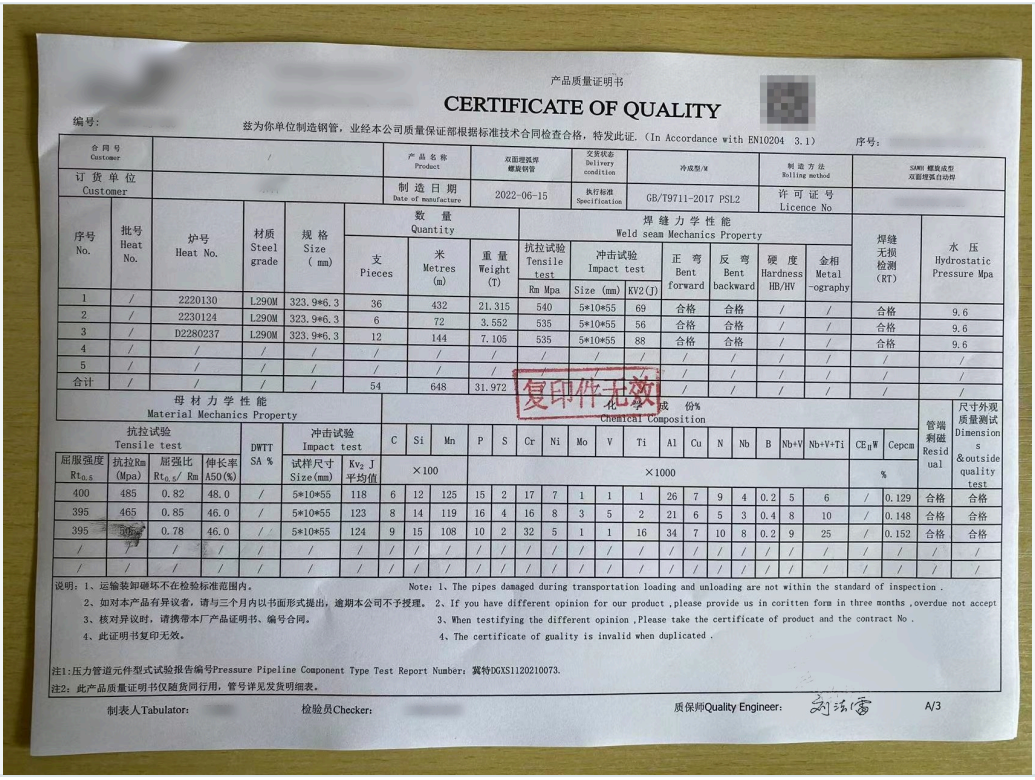

产品质量证明书

CERTIFICATE OF QUALITY

编号:

兹为你单位制造钢管，业经本公司质量保证部根据标准技术合同检查合格，特发此证。(In Accordance with EN10204 3.1)

序号:

合同号 Customer	/	产品名称 Product	双面埋弧焊螺旋钢管	交货状态 Delivery condition	冷成型/M	制造方法 Rolling method	SAWH 螺旋成型双面埋弧自动焊
订货单位 Customer		制造日期 Date of manufacture	2022-06-15	执行标准 Specification	GB/T9711-2017 PSL2	许可证号 Licence No	

序号 No.	批号 Heat No.	炉号 Heat No.	材质 Steel grade	规格 Size (mm)	数量 Quantity 支 Pieces	米 Metres (m)	重量 Weight (T)	焊缝力学性能 Weld seam Mechanics Property 抗拉试验 Tensile test Rm Mpa	冲击试验 Impact test Size (mm)	KV2 (J)	正弯 Bent forward	反弯 Bent backward	硬度 Hardness HB/HV	金相 Metal-ography	焊缝无损检测 (RT)	水压 Hydrostatic Pressure Mpa
1	/	2220130	L290M	323.9*6.3	36	432	21.315	540	5*10*55	69	合格	合格	/	/	合格	9.6
2	/	2230124	L290M	323.9*6.3	6	72	3.552	535	5*10*55	56	合格	合格	/	/	合格	9.6
3	/	D2280237	L290M	323.9*6.3	12	144	7.105	535	5*10*55	88	合格	合格	/	/	合格	9.6
4	/	/	/	/	/	/	/	/	/	/	/	/	/	/	/	/
5	/	/	/	/	/	/	/	/	/	/	/	/	/	/	/	/
合计	/	/	/	/	54	648	31.972	/	/	/	/	/	/	/	/	/

复印件无效

母材力学性能 Material Mechanics Property

抗拉试验 Tensile test 屈服强度 $Rt_{0.5}$	抗拉Rm (Mpa)	屈强比 $Rt_{0.5}$/Rm	伸长率 A50(%)	DWTT SA %	冲击试验 Impact test 试样尺寸 Size(mm)	Kv_2 J 平均值
400	485	0.82	48.0	/	5*10*55	118
395	465	0.85	46.0	/	5*10*55	123
395	505	0.78	46.0	/	5*10*55	124
/	/	/	/	/	/	/
/	/	/	/	/	/	/

化学成份% Chemical Composition

C	Si	Mn	P	S	Cr	Ni	Mo	V	Ti	Al	Cu	N	Nb	B	Nb+V	Nb+V+Ti	CE_{IIW}	Cepcm	管端剩磁 Residual	尺寸外观质量测试 Dimensions & outside quality test
×100			×1000														%			
6	12	125	15	2	17	7	1	1	1	26	7	9	4	0.2	5	6	/	0.129	合格	合格
16	4	16	8	3	5	2	21	6	5	3	0.4	8	10	/	0.148	合格	合格			
9	15	108	10	2	32	5	1	1	16	34	7	10	8	0.2	9	25	/	0.152	合格	合格
/	/	/	/	/	/	/	/	/	/	/	/	/	/	/	/	/	/	/	/	/
/	/	/	/	/	/	/	/	/	/	/	/	/	/	/	/	/	/	/	/	/

说明：1、运输装卸磁坏不在检验标准范围内。
2、如对本产品有异议者，请与三个月内以书面形式提出，逾期本公司不予授理。
3、核对异议时，请携带本厂产品证明书、编号合同。
4、此证明书复印无效。

Note: 1、The pipes damaged during transportation loading and unloading are not within the standard of inspection .
2、If you have different opinion for our product ,please provide us in coritten form in three months ,overdue not accept
3、When testifying the different opinion ,Please take the certificate of product and the contract No .
4、The certificate of guality is invalid when duplicated .

注1:压力管道元件型式试验报告编号Pressure Pipeline Component Type Test Report Number: 冀特DGXS1120210073.
注2: 此产品质量证明书仅随货同行用，管号详见发货明细表。

制表人Tabulator: 检验员Checker: 质保师Quality Engineer: A/3

Redacted EN 10204 3.1 MTC sample showing heat-number traceability, chemical composition, mechanical/impact properties, RT weld inspection, and hydrostatic pressure test (9.6 MPa).

Marking & Seaworthy Export Packing

Permanent Traceability Marking
Hard stamping or stenciling with size, schedule/class, material grade, standard, and heat number—matching the EN 10204 3.1 MTC and packing list line by line.

Export Protection
Anti-rust oil or epoxy coating, plastic face/bevel protectors, moisture-barrier wrap, and ISPM-15 fumigation-free plywood cases or steel-strapped pallets.

07 · FAST QUOTATION GUIDE

Send Your Product List or Drawing

Share the specifications you have on hand—you do not need every detail finalized before reaching out. Our technical sales team reviews every inquiry and returns an itemized quotation within **24 hours**.

Helpful Details to Include in Your RFQ

Item Category	Recommended Specification Details
All Products	Product type, quantity, material grade, governing standard, destination port, trade terms (FOB/CIF/DDP), and target delivery date
Pipe Flanges	Flange type (WN/SO/BL/Plate/etc.), NPS or DN, pressure class or PN, facing (RF/FF/RTJ), and matching pipe schedule / bore
Butt Weld Fittings	Fitting type, size(s), wall thickness / schedule, elbow angle & radius (LR/SR/3D/5D), and approval drawing for custom items
Forged Fittings	Socket weld or threaded connection, size, pressure class (2000–9000), and thread standard (NPT / BSP)
Steel Pipe	Standard & grade (e.g., API 5L PSL2 / A106 / A312), SMLS or welded, OD × wall, length (SRL/DRL/fixed), and coating
QA & Documents	EN 10204 3.1 MTC, PMI, NDT requirements, third-party inspection (SGS/BV/TÜV), special marking or packing

ONLINE RESOURCES

13 Weight Calculators & 190+ PDFs ↗

Visit **www.lkpiping.com/technical/** for instant flange, fitting, and pipe weight calculators, 3D views, and standard dimension references.

DRAWINGS & BOMS

Custom Engineering Review ↗

Attach PDF drawings, Excel BOMs, or project specifications by **email**—our production engineers review non-standard tolerances before quoting.

Discuss Your Piping Requirement

Cangzhou Leke Piping Co., Ltd. · Direct Flanges & Pipe Fittings Manufacturer in China

EMAIL (RFQ & DRAWINGS)
info@lkpiping.com

WHATSAPP / DIRECT
+86 139 0327 9556

WEBSITE
https://www.lkpiping.com

FACTORY ADDRESS
Longtan Industrial Zone, Yanta Road, Yanshan County, Cangzhou, Hebei, China

© 2027 Cangzhou Leke Piping Co., Ltd. All rights reserved.